


Welcome Families!



CHICOPEE WOODS
ELEMENTARY

Every Person Matters! Every Minute Counts!



Goal: To give you tips to help you support your child in reading.



How do you make a difference?



Effects of Parental Involvement

- Students try harder
- Students focus better
- Students are more interested in learning
- Students are more independent and successful
- Students earn higher grades
- Students are more responsible
- Students experience higher self-esteem
- Students have a better attitude about school
- Students develop a lifelong love of learning



**How can you help
your child be a
stronger reader?**



Tip 1: Help Your Child Find a Book to Read Independently

Your child should be bring home a book on their level EVERY DAY!

They can also check out books from the library, as well as access many books from apps on their LaunchPoint page.




5 FINGER RULE

What To Do: Pick a book. Open the book to any page. Put one finger up for each word you don't know.

0-1	Too Easy
1-2	Perfect Choice
3-4	Give It A Try
5+	Too Hard

The graphic features a hand with five fingers pointing up, corresponding to the five fingers mentioned in the title. The text is in a playful, rounded font, and the entire graphic is enclosed in a green and purple border.



Reading Level Chart

INSTRUCTIONAL LEVEL EXPECTATIONS FOR READING

	Beginning of Year (Aug.–Sept.)	1st Interval of Year (Nov.–Dec.)	2nd Interval of Year (Feb.–Mar.)	End of Year (May–June)
Grade K	C+	D+	E+	
	B	C	D / E	
	A	B	C	
				Below C
Grade 1	E+	G+	I+	K+
	D / E	F	H	J / K
	C	E	G	I
		Below E	Below G	Below I
Grade 2	K+	L+	M+	N+
	J / K	K	L	M / N
	I	J	K	L
		Below J	Below K	Below L
Grade 3	N+	O+	P+	Q+
	M / N	N	O	P / Q
	L	M	N	O
		Below M	Below N	Below O
Grade 4	Q+	R+	S+	T+
	P / Q	Q	R	S / T
	O	P	Q	R
		Below P	Below Q	Below R
Grade 5	T+	U+	V+	W+
	S / T	T	U	V / W
	R	S	T	U
		Below S	Below T	Below U
Grade 6	W+	X+	Y+	Z
	V / W	W	X	Y
	U	V	W	X
		Below V	Below W	Below X
Grade 7	Z	Z	Z+	Z+
	Y	Y	Z	Z
	X	X	Y	Y
		Below X	Below Y	Below Y
Grade 8+	Z+	Z+	Z+	Z+
	Z	Z	Z	Z
	Y	Y	Y	Y
		Below Y	Below Y	Below Y

KEY

Exceeds Expectations

Meets Expectations

Approaches Expectations:
Needs Short-Term Intervention

Does Not Meet Expectations:
Needs Intensive Intervention

The Instructional Level Expectations for Reading chart is intended to provide general guidelines for grade-level goals, which should be adjusted based on school/district requirements and professional teacher judgement.

Tip 2: Read and Have Discussions

- **Parent read to child:** Read a book he / she loves
- **Read along** with your child
- **Child read to parent:** Listen to your child and enjoy a good story
- **Discuss:** Ask questions about what they read



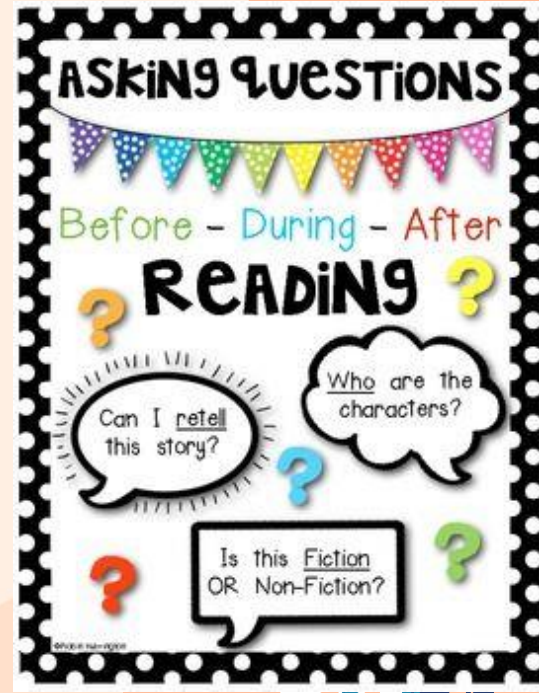
Tip 3: Help Your Child Get “Unstuck”



- **WAIT** so the child can think
- Suggest the child look at the picture for a clue
- Remind the child to look at the first letter, read the line again, and make a good guess as to what would make sense


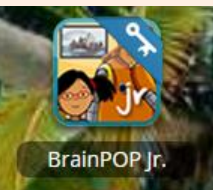
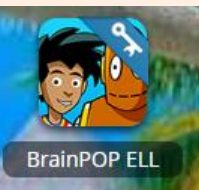









Tip 4: Comprehension & Understanding

- Ask your child to look at the book **before** reading and make a prediction about what it will be about
- When finished reading, ask questions about what they read.
 - Who are the characters?
 - What is the setting?
 - What is the problem?
 - What is the solution?



Websites and Resources

On LaunchPoint (go.hallco.org) for all CWES students:



More Websites & Resources



www.starfall.com



www.scholastic.com

www.teachyourmonstertoread.com



www.education.com/games/ela/reading/?cid=11.211

CWES Library
Public Library (Gainesville and Oakwood)
(www.hallcountylibrary.org)